



“my  
Reference,”

CREATION 70

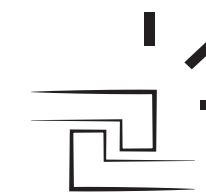
**Gerflor**<sup>®</sup>  
theflooringgroup

## CREATION 70 GLUE DOWN



PERMANENT ADHESIVE  
COLLAGE PERMANENT  
VOLLFLÄCHIGE  
VERKLEBUNG

## CREATION 70 CLIC



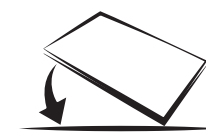
INTERLOCKING  
CLIPSABLE  
KLICKSYSTEM

DUOCORE Rigid & Comfort

Clc Revolution Fast & Easy

5X MORE RESISTANT 30% FASTER

## CREATION 70 LOOSELAY



LOOSELAY - REMOVABLE  
PLOMBANT-  
REPOSITIONNABLE  
LOSE VERLEGUNG-  
WIEDERAUFNEHMBAR

DESIGN SHADE VARIATION /  
NIVEAU DE CONTRASTE DU DÉCOR /  
KONTRASTSTÄRKE DES DESIGNS

LIGHT /  
LÉGER /  
GERING

MEDIUM /  
MOYEN /  
MITTEL

HIGH /  
FORT /  
HOCH

ALBION	P.14
CARASSI	P.44
CERVINO OAK	P.16
CLIFTON	P.20
DEEP FOREST	P.08
DENIM WOOD	P.32
DIESEL	P.12
DOCK	P.52
DOUGLAS	P.40
EAST VILLAGE	P.48
ETNA	P.62
GENTLEMAN	P.56
GRACE BAY	P.36
HALIFAX	P.46
LIMED OAK	P.28
MIDWEST	P.26
MOON ISLAND	P.34
MUSE	P.22
ONKA	P.06
OXYD	P.54
PORTOBELLO	P.42
PRADO	P.60
PURE CONCRETE	P.50
REGIMENTAL PICADILLY	P.38
SECRET GARDEN WHITE	P.66
SERENA	P.18
SILVERSANDS	P.24
SOLID GLAM PICADILLY	P.38
TATAMI	P.58
TERRAZZO	P.64
TOASTED WOOD	P.04
TRAVERTINO	P.30
WILD OAK	P.10

# TOASTED WOOD



TOASTED WOOD CAFE



TOASTED WOOD CAFE  
0799



230 x 1500



242 x 1461




TOASTED WOOD ROADSTER  
0800



230 x 1500



242 x 1461



TOASTED WOOD ASH  
1053



230 x 1500




242 x 1461

Format / mm



TOASTED WOOD CAFE

# ONKA



ONKA HONEY  
1054




230 x 1500



242 x 1461



229 x 1220



ONKA NATURAL  
1055



230 x 1500



242 x 1461




ONKA PEARL  
1056



230 x 1500



242 x 1461



ONKA COFFEE  
1057



230 x 1500



242 x 1461

Format / mm



ONKA COFFEE

# DEEP FOREST



DEEP FOREST  
0360



208 x 1243



214 x 1239



# WILD OAK



208 x 1243



214 x 1239

WILD OAK  
0359

Format / mm



WILD OAK

WILD OAK

# DIESEL



DIESEL NALA  
1075



230 x 1500



229 x 1220



DIESEL BURNT  
1074



230 x 1500



229 x 1220

Format / mm



DIESEL NALA / TATAMI RAFFIA

# ALBION



ALBION  
0577



208 x 1243



214 x 1239

Format / mm





# CERVINO OAK



CERVINO OAK BEIGE  
0797



230 x 1500



242 x 1461



CERVINO OAK NATURE  
0798



230 x 1500



242 x 1461



CERVINO OAK HONEY CLEAR  
1186



230 x 1500



CERVINO OAK COLD GREY  
1187



230 x 1500

Format / mm



CERVINO OAK HONEY CLEAR

# SERENA



SERENA  
0545



208 x 1243



214 x 1239




# CLIFTON



CLIFTON  
0556




MIX:  
152 x 914 / 76 x 914 / 228 x 914



CLIFTON CHESTNUT  
1191



MIX:  
152 x 914 / 76 x 914 / 228 x 914



CLIFTON HONEY  
1190



208 x 1243



CLIFTON GREY  
1192



208 x 1243

Format / mm



# MUSE



MUSE SAND  
1052



208 x 1243



214 x 1239



MUSE SMOKED  
1051



208 x 1243



214 x 1239

Format / mm



MUSE SAND

# SILVERSANDS



SILVERSANDS  
0324



208 x 1243



# MIDWEST



MIDWEST  
0538



208 x 1243



214 x 1239



229 x 1220



# LIMED OAK



LIMED OAK  
0329



208 x 1243



# TRAVERTINO



TRAVERTINO BEIGE



228 x 914

TRAVERTINO BEIGE  
1188



228 x 914

TRAVERTINO GREY  
1189

Format / mm



TRAVERTINO BEIGE



# DENIM WOOD



DENIM WOOD  
0356



208 x 1243



229 x 1220



# MOON ISLAND



MOON ISLAND  
0358



208 x 1243



214 x 1239




229 x 1220



# GRACE BAY



GRACE BAY CREAM



GRACE BAY BLACK  
1050



208 x 1243



214 x 1239



GRACE BAY CREAM  
1049



208 x 1243



214 x 1239

Format / mm



GRACE BAY CREAM

# SOLID GLAM PICADILLY REGIMENTAL PICADILLY



SOLID GLAM PICADILLY



SOLID GLAM PICADILLY  
0803



184 x 1219



REGIMENTAL PICADILLY



REGIMENTAL PICADILLY  
0807



184 x 1219

Format / mm



REGIMENTAL PICADILLY / SOLID GLAM PICADILLY

# DOUGLAS



DOUGLAS  
0535



208 x 1243

DOUGLAS

Format / mm



DOUGLAS

# PORTOBELLO



PORTOBELLO  
0357



208 x 1243



214 x 1239



229 x 1220




# CARASSI




228 x 914

CARASSI  
0561

Format / mm



# HALIFAX



HALIFAX  
0531



610 x 610





# EAST VILLAGE




610 x 610

EAST VILLAGE  
0522

Format / mm




# PURE CONCRETE




914 x 914  
391 x 729  
914 x 914

PURE CONCRETE MEDIUM  
1061



914 x 914  
391 x 729  
914 x 914

PURE CONCRETE LIGHT  
1060



914 x 914  
391 x 729  
914 x 914

PURE CONCRETE DARK  
1062



914 x 914  
391 x 729



PURE CONCRETE BEIGE  
1063

Format / mm



PURE CONCRETE MEDIUM / PURE CONCRETE DARK

# DOCK



457 x 914




391 x 729



914 x 914

DOCK TAUPE  
0087



457 x 914



391 x 729



914 x 914

DOCK GREY  
0085

Format / mm

DOCK GREY



DOCK GREY / PURE CONCRETE LIGHT

# OXYD




OXYD PURE  
0088



457 X 914



391 X 729



OXYD IRON  
0089



457 X 914




391 X 729

Format / mm




OXYD PURE / OXYD IRON

# GENTLEMAN




GENTLEMAN TWEED  
1076

228 x 914  
229 x 1220




GENTLEMAN TAUPE  
1083

228 x 914  
229 x 1220




GENTLEMAN GREY  
1058

610 x 610  
391 x 729  
600 x 600




GENTLEMAN GARANCE  
1080

610 x 610  
600 x 600



GENTLEMAN INDIGO  
1081

610 x 610  
600 x 600



GENTLEMAN PEPPERMINT  
1082

610 x 610  
600 x 600



Format / mm



GENTLEMAN TWEED / DIESEL NALA

# TATAMI



TATAMI RAFFIA  
1078



610 x 610



600 x 600



TATAMI SAVANE  
1077



610 x 610



600 x 600



TATAMI SMOKED  
1079



610 x 610





600 x 600

Format / mm



TATAMI SAVANE

# PRADO




PRADO TERRACOTTA  
1065



457 x 914



391 x 729



PRADO GREEN  
1064



457 x 914



391 x 729

Format / mm



PRADO GREEN / ONKA NATURAL

# ETNA



ETNA BEIGE  
1068

457 x 914  
MIX (on demand):  
152 x 914 / 305 x 914 / 457 x 914  
391 x 729



ETNA DARK  
1069



457 x 914  
391 x 729

Format / mm



ETNA BEIGE



# TERRAZZO



TERRAZZO NATURE



TERRAZZO NATURE  
1067



914 x 914



391 x 729



TERRAZZO OCRE  
1066



914 x 914



391 x 729

Format / mm



TERRAZZO NATURE

# SECRET GARDEN



SECRET GARDEN WHITE  
1059



457 x 914



391 x 729



**MORE THAN A FLOOR... FLOOR, WALL & FINISHES**  
**PLUS QU'UN SOL... SOLUTIONS COMPLÈTES, SOLS, MURS & FINITIONS**  
**MEHR ALS NUR BELAG... BODEN, WAND & ZUBEHÖR**



**TOOLS / OUTILS /  
WERKZEUGE**







**ADD-ON UNDERLAYERS /  
SOUS COUCHES  
COMPLEMENTAIRES /  
UNTERLAGEN**



**FOR MORE DETAILS /  
PLUS DE DÉTAILS /  
WEITERE  
INFORMATIONEN  
GERFLOR.COM**


































CROSS REFERENCES / RÉFÉRENCES CROISÉES / ÜBERSICHT

SCANS	COLOR DESIGN	EMBOSS / GRAIN / PRÄGUNG	GLUE DOWN INSTALLATION / À COLLER	CLIC INSTALLATION / À CLIPSER	LOOSELAY INSTALLATION / PLOMBANT	SKIRTINGS / PLINTHES / SOCKELLEISTEN
						
	ALBION - 0577	NATURAL	208 x 1243 mm	214 x 1239 mm		S108
	CARASSI - 0561	RIB WOOD	228 x 914 mm			WHITE
	CERVINO OAK BEIGE - 0797	NATURAL	230 x 1500 mm	242 x 1461 mm		S011
	CERVINO OAK COLD GREY - 1187	NATURAL	230 x 1500 mm			WHITE
	CERVINO OAK HONEY CLEAR - 1186	NATURAL	230 x 1500 mm			WHITE
	CERVINO OAK NATURE - 0798	NATURAL	230 x 1500 mm	242 x 1461 mm		S109
	CLIFTON - 0556	NATURAL	MIX*			S144
	CLIFTON CHESTNUT - 1191	NATURAL	MIX*			WHITE
	CLIFTON GREY - 1192	NATURAL	208 x 1243 mm			WHITE
	CLIFTON HONEY - 1190	NATURAL	208 x 1243 mm			WHITE
	DEEP FOREST - 0360	BRUSHED	208 x 1243 mm	214 x 1239 mm		S110
	DENIM WOOD - 0356	NATURAL	208 x 1243 mm		229 x 1220 mm	S026
	DIESEL BURNT - 1074	NATURAL	230 x 1500 mm		229 x 1220 mm	WHITE
	DIESEL NALA - 1075	NATURAL	230 x 1500 mm		229 x 1220 mm	WHITE
	DOCK GREY - 0085	HAMMERED	457 x 914 mm	391 x 729 mm	914 x 914 mm	S111
	DOCK TAUPE - 0087	HAMMERED	457 x 914 mm	391 x 729 mm	914 x 914 mm	S020
	DOUGLAS - 0535	NATURAL	208 x 1243 mm			WHITE
	EAST VILLAGE - 0522	STONE	610 x 610 mm			S154
	ETNA BEIGE - 1068	HAMMERED	457 x 914 mm MIX**	391 x 729 mm		WHITE
	ETNA DARK - 1069	HAMMERED	457 x 914 mm	391 x 729 mm		WHITE
	GENTLEMAN GARANCE - 1080	TEXTILE	610 x 610 mm		600 x 600 mm	WHITE
	GENTLEMAN GREY - 1058	TEXTILE	610 x 610 mm	391 x 729 mm	600 x 600 mm	WHITE
	GENTLEMAN INDIGO - 1081	TEXTILE	610 x 610 mm		600 x 600 mm	WHITE
	GENTLEMAN PEPPERMINT - 1082	TEXTILE	610 x 610 mm		600 x 600 mm	WHITE
	GENTLEMAN TAUPE - 1083	TEXTILE	228 x 914 mm		229 x 1220 mm	WHITE
	GENTLEMAN TWEED - 1076	TEXTILE	228 x 914 mm		229 x 1220 mm	WHITE
	GRACE BAY BLACK - 1050	NATURAL	208 x 1243 mm	214 x 1239 mm		WHITE
	GRACE BAY CREAM - 1049	NATURAL	208 x 1243 mm	214 x 1239 mm		WHITE
	HALIFAX - 0531	STONE	610 x 610 mm			S032
	LIMED OAK - 0329	NATURAL	208 x 1243 mm			S147
	MIDWEST - 0538	NATURAL	208 x 1243 mm	214 x 1239 mm	229 x 1220 mm	S039
	MOON ISLAND - 0358	BRUSHED	208 x 1243 mm	214 x 1239 mm	229 x 1220 mm	S034


\* 152 x 914 mm / 76 x 914 mm / 228 x 914 mm  
 \*\* 152 x 914 mm / 305 x 914 mm / 457 x 914 mm [on demand / sur commande]

WHITE / BLANC / WEIß = S001

SCANS	COLOR DESIGN	EMBOSS / GRAIN / PRÄGUNG	GLUE DOWN INSTALLATION / À COLLER	CLIC INSTALLATION / À CLIPSER	LOOSELAY INSTALLATION / PLOMBANT	SKIRTINGS / PLINTHES / SOCKELLEISTEN
						
	MUSE SAND - 1052	NATURAL	208 x 1243 mm	214 x 1239 mm		S117
	MUSE SMOKED - 1051	NATURAL	208 x 1243 mm	214 x 1239 mm		S118
	ONKA COFFEE - 1057	NATURAL	230 x 1500 mm	242 x 1461 mm		WHITE
	ONKA HONEY - 1054	NATURAL	230 x 1500 mm	242 x 1461 mm	229 x 1220 mm	S121
	ONKA NATURAL - 1055	NATURAL	230 x 1500 mm	242 x 1461 mm		S122
	ONKA PEARL - 1056	NATURAL	230 x 1500 mm	242 x 1461 mm		S120
	OXYD IRON - 0089	PERFORATED	457 x 914 mm	391 x 729 mm		WHITE
	OXYD PURE - 0088	PERFORATED	457 x 914 mm	391 x 729 mm		WHITE
	PORTOBELLO - 0357	BRUSHED	208 x 1243 mm	214 x 1239 mm	229 x 1220 mm	S053
	PRADO GREEN - 1064	STONE	457 x 914 mm	391 x 729 mm		WHITE
	PRADO TERRACOTTA - 1065	STONE	457 x 914 mm	391 x 729 mm		WHITE
	PURE CONCRETE BEIGE - 1063	HAMMERED	914 x 914 mm	391 x 729 mm		WHITE
	PURE CONCRETE DARK - 1062	HAMMERED	914 x 914 mm	391 x 729 mm	914 x 914 mm	WHITE
	PURE CONCRETE LIGHT - 1060	HAMMERED	914 x 914 mm	391 x 729 mm	914 x 914 mm	WHITE
	PURE CONCRETE MEDIUM - 1061	HAMMERED	914 x 914 mm	391 x 729 mm	914 x 914 mm	WHITE
	REGIMENTAL PICADILLY - 0807	NATURAL	184 x 1219 mm			WHITE
	SECRET GARDEN WHITE - 1059	STONE	457 x 914 mm	391 x 729 mm		WHITE
	SERENA - 0545	NATURAL	208 x 1243 mm	214 x 1239 mm		S132
	SILVERSANDS - 0324	NATURAL	208 x 1243 mm			S145
	SOLID GLAM PICADILLY - 0803	NATURAL	184 x 1219 mm			WHITE
	TATAMI RAFFIA - 1078	STONE	610 x 610 mm		600 x 600 mm	WHITE
	TATAMI SAVANE - 1077	STONE	610 x 610 mm		600 x 600 mm	WHITE
	TATAMI SMOKED - 1079	STONE	610 x 610 mm		600 x 600 mm	WHITE
	TERRAZZO NATURE - 1067	STONE	914 x 914 mm	391 x 729 mm		WHITE
	TERRAZZO OCRE - 1066	STONE	914 x 914 mm	391 x 729 mm		WHITE
	TOASTED WOOD ASH - 1053	NATURAL	230 x 1500 mm	242 x 1461 mm		WHITE
	TOASTED WOOD CAFE - 0799	NATURAL	230 x 1500 mm	242 x 1461 mm		WHITE
	TOASTED WOOD ROADSTER - 0800	NATURAL	230 x 1500 mm	242 x 1461 mm		WHITE
	TRAVERTINO BEIGE - 1188	STONE	228 x 914 mm			WHITE
	TRAVERTINO GREY - 1189	STONE	228 x 914 mm			WHITE
	WILD OAK - 0359	BRUSHED	208 x 1243 mm	214 x 1239 mm		S075

WHITE / BLANC / WEIß = S001

EXCLUSIVE EMBOSSES FOR ENHANCED DESIGNS  
SURFACES GRAINÉES POUR UNE MATIÈRE TRÈS RÉALISTE  
OBERFLÄCHENPRÄGUNGEN FÜR AUTHENTISCHE DESIGNS



PERFORATED

BRUSHED

TEXTILE



CREATION 70  
TECHNICAL DATA

	CREATION 70										CREATION 70 LOOSELAY	CREATION 70 CLIC		
	CREATION 70 DESIGN										CREATION 70			
DESCRIPTION / BESCHREIBUNG / BESCHRIJVING / DESCRIPCIÓN / DESCRIZIONE	CREATION 70 DESIGN													
Total Thickness / Gesamtdicke / Totale dikte / Épaisseur totale / Esesor total / Espesura total / Spessore totale	EN ISO 24344	mm	2.50										6.00	6.00
Thickness of the wearlayer / Dicke der Nuttschicht / Dikte van de slijtlaag / Épaisseur couche d'usure / Esesor capa de uso / Espesura camada de desgaste / Spessore strato di usura	EN ISO 24340	mm	0.70										0.70	0.70
Weight / Flächengewicht / Gewicht / Poids / Peso / Peso / Peso	EN ISO 23997	g/m <sup>2</sup>	4100										3960	10000
Size / Format / Afmetingen / Format / Dimensiones / Dimensões / Dimensie	ISO 24342	mm	184x1219	230x1500	Mix planks 76/152/228 x914	610x610	914x914	457x914	228x914	Mix tiles 152/305/457 x914	208x1243	229x1220 / 600x600 / 914x914	214x1239 / 242x1461 / 391x729	
Number of planks / tiles per box	-	-	14 <sup>11</sup> / 15	9	8+8+8	9	5	9	17	4+4+4	14	6 / 4 / 2	6 / 5 / 5	
CLASSIFICATION / KLASSIFIKATION / CLASSIFICATIE / CLASSIFICACION / CLASSIFICACOES / CLASSIFICAZIONI	EN ISO 10582													
Norm/Product Specification / Produktnorm / Technische eigenschappen / Norme/Specificazione prodotto / Normas / Normas / Norma prodotto	ASTM F 1700-04	-	Class III Type B										EN ISO 10582	EN ISO 10582
European Classification / Europäische Klassifizierung / Europese classificatie / Classement européen / Clasificación europea / Classificação Europeia / Europea	EN ISO 10874	Class	34 - 43										34 - 43	34 - 43
Classement UPEC	-	-	U4P3E2C2										U4P3E1/2C2	Pour pose dans les locaux classés U4P3E1/2C2
Certification  (evaluation.cstb.fr)	QB 30	n°	783/356-001.1										302-001-1	-
Avis Technique	-	n° AT.	-										12/19-1786_V2	-
Fire Rating / Brandverhalten / Brand classificatie / Classement Feu / Fuego / Fogo / Reazione al fuoco	EN 13 501-1	Class	Bfl-s1										Bfl-s1	Bfl-s1
Static Electrical Propensity / Begehaaftheid / Elektrische eigenschappen / Potentiel de charge / Comportamiento electrostático / Comportamento electrostático / Resistenza elettrica	EN 1815	kV	< 2										< 2	< 2
Slip Resistance Wet / Rutschhemmung / Anti-slip / Glissance humide / Deslizamiento húmedo / Escorregamento húmido / Scivolosità umida <sup>1)</sup>	DIN 51130 / BGR 181	Class	R10										R10	R10
PERFORMANCES / TECHNISCHE EIGENSCHAFEN / TESTRESULTAAT / PERFORMANCE / CUALIDADES TÉCNICAS / PERFORMANCES / CARATTERISTICHE TECNICHE	EN ISO 660.2													
Wear Resistance / Verschleißverhalten / Slijtvastheid / Résistance à l'usure / Abrasion / Abrasão / Resistenza all'abrasione	EN ISO 660.2	mm <sup>3</sup>	< 2.0										< 2.0	< 2.0
Wear Group / Verschleißgruppe / Groep slijtvastheid / Groupe d'abrasion / Grupo de abrasión / Grupo de abrasão / Gruppo di abrasione	QB 30	group	T										T	T
Type Binder content / Bindemittelgehalt / Teneur en agent liant / Contenido en ligante / Conteúdo em ligante	ISO 10582	group	I										I	I
Dimensional stability (norm) / Maßstabilität (norm) / Maatvastheid (norm) / Stabilité dimensionnelle (norme) / Estabilidad Dimensional (Exigencia) / Estabilidade dimensional (normalização) / Stabilità dimensionale (requisito normativo)	EN ISO 23999	%	≤ 0.25										< 0.15	< 0.15
Dimensional stability (average measured value) / Maßstabilität (Durchschnittswert) / Stabilité dimensionnelle (valeur moyenne mesurée) / Maatvastheid (gemeten gemiddelde waarde) / Estabilidad Dimensional (Valor medido) / Estabilidade Dimensional (Valor medido) / Stabilità dimensionale (rilevata)	-	%	< 0.10										< 0.05	< 0.05
Residual Indentation / Resteindruck / Indrukbelasting / Poinçonnement statique rémanent / Punzonamiento / Punçamento / Impronta	EN ISO 24343-1	mm	≤ 0.10										< 0.10	< 0.10
Impact sound insulation / Trittschallverbesserungsmaß / Geluidsisolatie / Isolation acoustique bruits de chocs / Acústica / Isolamento acústico	EN ISO 717-2	dB	4										9	4
Room Impact / Raumschall / Looppgeluid / Sonorité à la marche / Rumore al calpestio / Sonoridad en la pisada / Sonoridade ao andar	NF 5 31074	dB	76										73	78
Castor chair test / Stuhlrollenbeanspruchung / Röweerstand bureausstoelen / Essai de la chaise à roulettes / Determinación del efecto de una silla con ruedas / Resistência a cadeiras de rodas / Resistenza al passaggio di sed (Type H)	ISO 4918	-	OK										OK	OK
Thermal Conductivity / Wärmeleitfähigkeit / Thermische weerstand / Conductivité thermique / Conductividad térmica / Contutividade térmica / Resistenza termica / Värmeledningsmotstånd / Varmemotstånd	EN ISO 10456	W/(m.K)	0.25										0.25	0.25
Colour Fastness / Lichtechtheit / Lichtechtheid / Solidité lumière / Resistencia a la luz / Estabilidade das cores / Solidità alla luce	EN 20 105 - B02	degree	≥ 6										≥ 6	≥ 6
Surface Treatment / Oberflächenvergrüung / Oppervlaktebehandling / Traitement de surface / Tratamiento de superficie / Tratamento de superficie / Trattamento di superficie	-	-	PUR+ Matt										PUR+ Matt	PUR+ Matt
Chemical Products Resistance / Verhalten gegenüber Chemikalien / Chemische bestendigheid / Résistance aux produits chimiques / Resistencia a los productos químicos / Resistência aos produtos químicos / Resistenza ai prodotti chimici <sup>1)</sup>	EN ISO 26987	-	OK										OK	OK
ENVIRONMENT/INDOOR AIR QUALITY / UMWELT/RAUMLUFTQUALITÄT / ENVIRONNEMENT/QUALITE DE L'AIR INTERIEUR / MEDIO AMBIENTE/CALIDAD INTERIOR DEL AIRE INTERIOR / MEIO AMBIENTE/ QUALIDADE DO AR INTERIOR	ISO 16000-6													
TVOC after 28 days / TVOC (28 Tage) / TVOC (28 dagen) / TVOC après 28 jours / TVOC (28 dias) / TVOC (28 dias) / TVOC (28 giorni) / TVOC (28 dagar) / TVOC (28 dager)	ISO 16000-6	µg/m <sup>3</sup>	< 10										< 10	< 10
Certification / Zeugnis / Certificado / Certificação	-	-	Floorscore®										-	Floorscore®
CE MARKING / CE KENNZEICHNUNG / EG_CONFORMITEITSMERK / MARQUAGE CE / MARCA DE CONFORMIDAD CE / MARCA DE CONFORMIDADE CE / MARCATURA CE DI CONFORMITA	EN 14041	-												

[1] Regimetal Picadilly 0807 / (2) Ramp test with oil / Schiefe Ebene / Plan incliné avec huile / (3) Beständig gegenüber nicht färbenden alkoholhaltigen Handdesinfektionsmitteln, Haushaltschemikalien und verdünnten Säuren und Laugen bei kurzzeitiger Einwirkung.

PACKAGING

CREATION 70			CREATION 70 LOOSELAY			CREATION 70 CLIC		
Format (mm)	m <sup>2</sup> / Box / Boîte	m <sup>2</sup> / Pallet / Palette	Format (mm)	m <sup>2</sup> / Box / Boîte	m <sup>2</sup> / Pallet / Palette	Format (mm)	m <sup>2</sup> / Box / Boîte	m <sup>2</sup> / Pallet / Palette
184 x 1219	3.36	215.32	229 x 1220	1.67	80.2	214 x 1239	1.59	85.86
184 x 1219*	3.14	213.53	600 x 600	1.44	72.0	242 x 1461	1.77	84.96
208 x 1243	3.62	195.46	914 x 914	1.67	80.2	391 x 729	1.43	85.80
228 x 914	3.54	212.65						
230 x 1500	3.11	204.93						
457 x 914	3.76	203.09						
610 x 610	3.35	187.54						
914 x 914	4.18	204.84						
MIX Planks	3.34	213.49						
MIX Tiles	3.34	200.58						

\* Regimetal Picadilly 0807  
More details on gerflor.com

WE CARE | WE ACT. Our commitments for a sustainable future

<b>CARBON FOOTPRINT*</b>	<b>BIOSOURCED CONTENT**</b>	<b>RECYCLED CONTENT</b>	<b>ADHESIVE FREE***</b>	<b>ANNUAL VOLUME RECYCLED</b>
-20 % kg CO <sub>2</sub> equivalent/m <sup>2</sup> between 2020 and 2025	10 % by 2025	30 % by 2025	35 % by 2025	60,000 t by 2025

\* Scopes 1 & 2 defined in the GHG protocol \*\* % of activity with biosourced materials \*\*\* % of activity with adhesive free solutions

## INTERIOR DESIGNER



[interiordesigner.gerflor.com](http://interiordesigner.gerflor.com)



### 30 years experience

Since 1985

### Manufacturer


3 LVT Factories

### World Class Logistics

12 Logistics Hubs

### Gerflor Design Centre

Exclusive Designs




**“Serenity,,**

Julia - **End User**



**“Time saving,,**

Mika - **Installer**



**“Design,,**

Pierre - **Architect**



**“Confidence,,**

Claire - **Store Manager**



**“Reliability,,**

Lucas - **Distributor**

Gerflor is our **Reference**